

**Blackboard/CourseSites  
MOOC Part III:  
Some Warm-Up Polls**



**Poll #1:**

**Where do you think the most interesting things are happening in e-learning today?**

- A. Africa
- B. Australasia (including the Middle East)
- C. Europe
- D. North America
- E. South America



**Poll #2:**

**Where do you think online learning has the most potential?**

- A. Africa
- B. Australasia
- C. Europe
- D. Middle East
- E. South America



**Poll #3:**

**If you wanted to read a report about e-learning, which county would interest you?**

- A. Australia
- B. Canada
- C. Korea
- D. Saudi Arabia
- E. The UK



**Poll #4:**

**Rate yourself: how active have you been in the MOOC?**

- A. Inactive
- B. Doing the minimum
- C. Somewhat active
- D. Active
- E. Highly active



**Poll #5:**


**Have you attended an online learning conference in the past?**

- A. Yes, many
- B. Yes, a couple
- C. Yes, one
- D. No, none




**Poll #6:**  
**If we had a guest speaker, what topic would you like to hear more about?**

- A. Motivation online
- B. Learning styles/preferences online
- C. Creative thinking online
- D. Critical thinking online
- E. Collaborative learning online




**Poll #7:**  
**Which topic from this week are you most interested in fostering or learning about?**

- A. Creative thinking online
- B. Critical thinking online
- C. Collaborative learning and teamwork online



**Poll #8:**  
**If we had an expert panel, what topic would you like to hear more about?**

- A. Digital books and e-book readers
- B. Mobile or ubiquitous learning
- C. Open education, MOOCs, and the emergence of free online learning
- D. Social networking technology and social media
- E. Virtual worlds and gaming online




**Poll #9:**  
**Can you hear me ok?**

- A. Yes
- B. No




**Poll #10:**  
**Can you see me ok?**

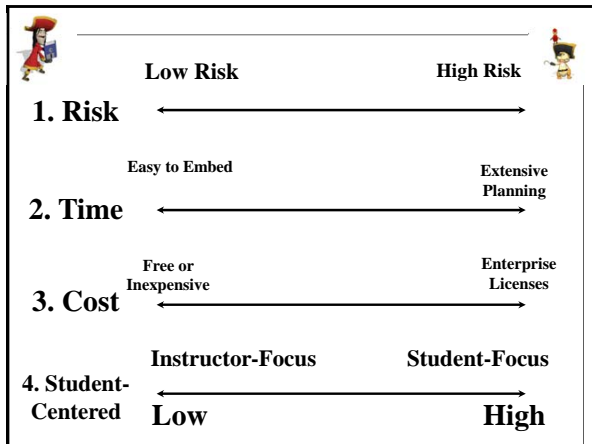
- A. Yes
- B. No



**Blackboard/CourseSites MOOC Part III:**  
**50+ (actually 75) Hyper-Engaging Ideas:**  
**Critical, Creative, Cooperative**

Dr. Curtis J. Bonk  
 Professor, Indiana University  
<http://php.indiana.edu/~cjbonk>,  
[cjbonk@indiana.edu](mailto:cjbonk@indiana.edu)






75 Engaging Collaborative and Active Learning Ideas (note ideas that **will work (+)**, **might work (?)**, and **will not work (cross off)**)



**Poll #11. who is falling asleep and needs a little chocolate?**

- A. Yes
- B. No



**Ten Warm-Up and Social Activities**



**1. Ice Breaker #1: Little Known Fact**

- Write down three little known facts on notecard (or in an online forum)
- Use it as a way to introduce self to others in the class.
- Then see who knows the most about his/her peers.
- The one who does gets bonus points.



## 2. Ice Breaker #2: Have You Ever...?

- Ask have your ever questions:
  - Swam in the ocean?
  - Been above Arctic circle?
  - Rode on a train?
  - Seen a rhino in a zoo?
  - Whitewater rafted...?



## 3. Ice Breaker #3: Accomplishment Hunt

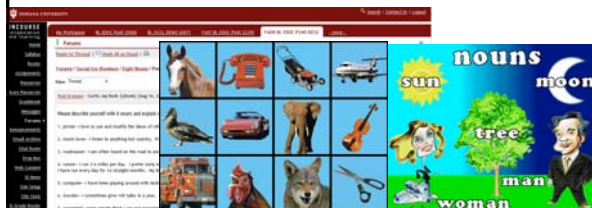
(L = Cost, M = Risk, M = Time)

- Post to a discussion forum 2-3 accomplishments (e.g., past summer, during college, during life);
- Students respond to each other as to what have in common or would like to have.
- If FTF, participants have to ask "Is this you?" If yes, get a signature.



## 4. Ice Breaker #4: Eight Nouns Activity

- Please describe yourself with 8 nouns and explain why those nouns apply to you. Also, reply to 2-3 peers in this class on what you have in common with them.



## 5. Ice Breaker #5: Goals and Expectations Charts

(L = Cost, L = Risk, M = Time)

- What do you expect from this class, lesson, workshop, etc., what are your goals, what could you contribute?
- Write short and long terms goals down on goal cards and post to discussion forum.
- Write 4-5 expectations for this session.
- Expectations Flip Chart (or online forum): share of 1-2 of these...
- Debrief is met them.



## 6. Online Café Question Exchange

- Have students leave you or their classmates questions online.
- Answer as many as you can.
- Peer to peer café for exchanging resources and sharing information.



## 7. Scavenger Hunt

- Create a 20-30 item scavenger hunt (perhaps to find resources that will later need).
- Engage in activity.
- Collect work.
- Post scores.



## 8. Instructor and Text Cases and Warm-ups Online

- Post a case scenario or situation or video of such.
- Students read or watch.
- Post solutions to a discussion forum.
- Give feedback to each other.



## 9. Just-In-Time Syllabus

(Raman, Shackelford, & Sosin)  
<http://ecedweb.unomaha.edu/jits.htm>

Syllabus is created as a "shell" which is thematically organized and contains print, video, and web references as well as assignments. (Goals = critical thinking, collab, develop interests)  
 e.g., To teach or expand the discussion of supply or elasticity, an instructor might add new links in the Just-in-Time Syllabus to breaking news about rising gasoline prices.



## 10. Just in Time Teaching (online warm-up activities)

- Assign a problem before class.
- Evaluate solutions.
- Change class based on results.



## Poll #12: Which of these warm up and social ideas do you like best?

- Have you ever...?
- Accomplishment hunt
- Goals and expectations
- Scavenger hunt
- Just in time teaching



## 25 Critical Thinking Activities



## 11. Internship, Practicum, and Job Reflections

1. Instructor provides reflection or prompt for job related or field observations
2. If a large section class, divide into teams
3. Reflect on job setting or observe in field
4. Record notes on Web and reflect on concepts from chapter
5. Respond to peers
6. Instructor summarizes posts





## 12. Reuse Expert Blog, Chat Transcripts, Interviews, Presentations

- Ask students to reflect on expert interviews found online in chats, videos, conference keynotes, and interviews posted to the Web.
- Outline key concepts.



## 13. Reuse Online Discussion Transcripts

- Have students bring in their online discussions or to class.
- Look for key concepts embedded in the transcripts.
- Share or have competitions.



## 14. Reuse Personal Blog Transcripts

- Have students bring in their blogs on the readings for the week for a reflection or sharing.
- Summarize key points by group.
- Present in 2-3 minute summaries.



## 15. Free Text Chats (...and Chat Reflection Papers)

1. Agree to a weekly chat time.
2. Bring in expert for discussion or post discussion.
3. Summarize or debrief on chat discussion.
4. Papers might be written across guest speakers.
5. Advantages:
  1. Text chats involve all learners in real time.
  2. Can use different fonts, styles, colors, capital letters, images.
  3. Transcript of the discussion can be saved and reused.



## Poll #13: Pick one of these reflection activities you might use?

- A. Internship, practicum, or job reflections
- B. Reflections on expert blogs, talks, or interviews
- C. Discussion transcript reflections
- D. Blog transcript reflections
- E. Chat reflections



## 16. Listen and Reflect on Book Author Podcasts

### 17. Virtual Conference Attendance and Reflection Papers

- Have students attend an online conference.
- Ask them to write a reflection paper on the keynotes or other sessions.
- Share in online drop box or discussion forum.



### 18. Think-Pair-Share or Turn To Your Partner and Share

- Pose a question, issue, activity, etc.
  - Students reflect or write on it.
  - Then they share views with assigned partner and share with class.
- Online Option: assign email pals, Web buddies, or critical friends and create activities.



### Think-Pair-Share... What have you learned so far?

- If no partner, stray to another group.
- Share with entire group.



### 19. PMI (Plus, Minus, Interesting) (L = Cost, L = Risk, M = Time)

- After completing a lecture, unit, video, expert presentation, etc. ask students what where the pluses, minuses, and interesting aspects of that activity.

What's good +	What's bad -	What's interesting ?



Cool Stuff

### 20. K-W-L or K-W-H-L (L = Cost, L/M = Risk, M = Time)

At the end of a unit, student presentation, videotape, expert presentation, etc., have student write down:

- What did you know?
- What do you want to know?
- What did you learn?
- H = How will we learn it?



### 21. Issue Cards and Discussion Questions (L = Cost, L = Risk, M = Time)

- Everyone brings in question and issue cards on the articles or readings.
- Partner off and create a list and then collect question cards, and,
- Pass out to different groups to solve.



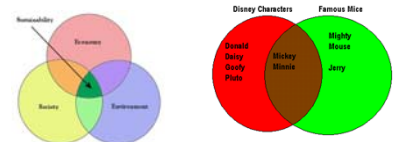
## 22. Structured Controversy Task



- Assign 2 to pro side and 2 to con side
- Read, research, and produce different materials
- Hold debate (present conflicting positions)
- Argue strengths and weaknesses
- Switch sides and continue debate
- Come to compromise
  - **Online Option: hold multiple forums online and require to comment on other ones.**

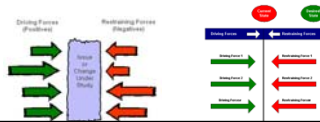
## 23. Venn Diagram

1. Draw two or more circles with overlapping parts to represent different topics, theories, or concepts.
2. Name features, components, principles, or ideas that make each concept or topic unique and put in parts that do not overlap.
3. Name overlapping features, principles, or ideas that link each concept or topic and put in parts that do overlap.



## 24. Force Field Analysis on Problem (L = Cost, M = Risk, M = Time)

- **Driving Forces:** list on left side of a paper, the forces that might help them solve a problem (the allies!).
- **Restraining Forces:** list on the right, the forces that are working against them. What are the forces operating against the solution of the problem?
- Perhaps assign some value related to difficulty or importance and compare columns and make decisions (e.g., 0 (low) to 5 (high)).



## 25. Pruning the Tree (i.e., 20 questions)



- Have a recently learned concept or answer in your head.
- Students can only ask yes/no types of questions.
- If guess and wrong they are out and can no longer guess.
- The winner guesses correctly.



## 26. Visual Thinking Exercises: Semantic Feature Analysis (L = Cost, L = Risk, L/M = Time)

- Have students note if an element or feature is present or absent. (evaluate with a + or – or ? on a grid) (e.g., different laptop computers, color/black white options, USB ports, Webcam, wireless, wireless mouse, carrying handle, 4 gig Ram, etc.)
- Share with class.

	meat eaters	plant eaters	fly	swim	walk on 2 legs	walk on 4 legs
T-rex						
Stegosaurus			✓			
Apatosaurus						
T-Rex						

## 27. One minute papers or muddiest point papers (L = Cost, M = Risk, M = Time)


- Have students write for 3-5 minutes what was the most difficult concept from a class, presentation, or chapter. What could the instructor clarify better.
- Send to the instructor via email or online forum.
- Optional: Share with a peer before sharing with instructor or a class.





## 28. Online Resource Library (ORL) or Library Day

(e.g., The Thompson Library at Ohio State Univ.)



## Poll #14: Pick one of these critical thinking activities you might use?

- A. Listen and reflect on a book author podcast
- B. Reflect on virtual conference or event
- C. Structured controversy
- D. Minute or muddiest point papers
- E. ORL or library day



## 29. Reflection Papers: Group Reflections or Super Summaries

- **Team Reflects Online:**
  - Have team members reflect on their learning in a course.
  - Compare their learning to each other.
  - Everyone writes a section of super summary and then synthesizes across.



## 30. Reflection Papers: Job Application Papers

- Students write reflection papers on how different concepts in class link or connect to their present or future jobs.
- Perhaps provide them with sample papers from prior semesters.



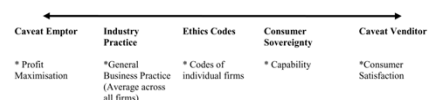
## 31. Reflection Papers: Trend Papers (3-4 page)

- Have students write papers about emerging trends in the field.
- Have them select topics from a list or suggest topics. What did they learn?
- Perhaps have them present their trend papers to the class.



## 32. Value Lines

- Pose question or issue
- Students mark down their feelings or votes
- Share votes and rationale with class
- Recast votes



### 33. Case-Based Learning: Student Cases



1. Model how to write a case and practice answering.
2. Generate 2-3 cases based on experiences.
3. Link to the text material—relate to how text author or instructor might solve.
4. Respond to 6-8 peer cases.
5. Summarize the discussion in their case.
6. Summarize discussion in a peer case.  
(Note: method akin to storytelling)



### 34. Two Heads vs. One (Thiagi, 1988)

- Everyone posts a 100 word summary of an article.
- Students pair up and produce a better 100 word summary.
- Their 3 summaries are read and rated by other groups.
- Groups rank them for 1 for best, 2 for 2<sup>nd</sup> best, and 3 for third.
- Pass back to original team.



### 35. Best 3

(Thiagi, personal conversation, 2003)

- After a lecture, have students decide on the best 3 ideas that they heard (perhaps comparing to a handout).
- Work with another who has 3 as well and decide on best 3 (or 4).
- Those pairs work with another dyad and decide on best 3 (or 4).
- Report back to class.



### Poll #15:

**Pick one of these critical thinking activities you might use?**

- A. Reflection papers
- B. Value lines
- C. Case-based learning
- D. Two heads vs. One
- E. Best 3



**Almost Half-Way...  
Please Share the Best Two  
Ideas so Far**



### 10 Creative Thinking and Exploration Activities



### 36. Course Readings are All Web Resources (and Free!)

- Post all articles to the Web or only use freely available ones.
- Let students select the ones that they want to read.
- Turn in final reflection papers.



### 37. Flip Class with Webstreamed Lecture Reflections

- Ask students to watch weekly lectures.
- Reflect on key concepts.
- Instructors helps moderate it.



### 38. Nominate Quotes (e.g., Shakespeare)

- Students can explore online quotes (Wikiquote).
- Suggest best ones.
- Respond to other suggestions.



### 39. One Visual Exercises

- Tell students to bring in one visual representing their outside readings.
- Have students become the instructors using that visual.



### 40. Different Strokes (Thiagi, 1988)

- Have students create a summary of the readings: 1 page, 2 page, 10 question, an outline, a visual, a list of key points, a flowchart, a mind map, a slogan, a bumper sticker.
- Share and compare.
- Discuss.



### 41. Roundrobins, Tell Tall Tales, Creative Writing

- Start a topic of discussion perhaps with an interesting scenario or "just imagine" if this happened or an object obituary.
- Pass on the story to a student to continue it at another location or have volunteers.
- Continue with story.
- Perhaps combine with a Stand and Share activity.



#### 42. Just Suppose or What If (L = Cost, L = Risk, M = Time)

- Imagine a situation or scenario and reflect on the consequences.
- “Just suppose this MOOC or one like it was available every month, what would online teaching be like?”



#### 43. Wet Ink or Freewriting (L = Cost, M = Risk, M = Time)

Writing without reflecting or lifting your pen for a set period of time.

- Just imagine: imagine you have created a highly active teaching situation...What do you see? Can students wonder, question, speculate, take risks, active listening???
- How is creativity fostered here? Describe environment. Physically, mentally, emotionally, etc...



#### 44. Metaphorical thinking (L = Cost, M = Risk, M = Time)

- how is my class like:
  - a prison, a beehive, an orchestra, ghetto,
  - expedition, garden, family, herd, artist's palette,
  - machine, military camp, Olympic games, hospital, theater, etc.



#### 45. Reverse Brainstorming (L = Cost, L = Risk, M = Time)

- Generating ideas to solve the reverse of a particular problem, issue, or concern.
- More is better and the wilder the better.
- Hitchhiking or piggybacking as well as combining ideas is encouraged. However, there is no evaluation of ideas allowed.
- For example, How can we decrease the use of active learning ideas in college settings?



#### Poll #16: Which of these exploration and creativity activities did you like best?

- Put all course readings on the Web
- Telling tall tales
- Just suppose or What if
- Wet ink
- Reverse brainstorming



#### Ten Small Group and Cooperative Learning Activities



## 46. Scholar Role Play

- Find controversial topic(s) in the readings.
- Hand students slips of paper with different persona or roles (i.e., authors) that form into 2-3 different groups or factions.
- Have students meet in their respective groups to form a plan of action.



## 47. Online Scholar Debate Panel or Symposium

- Instead of role play, form online debate panels or symposia on particular topics.
- Set the time for each debate or open it up for an entire week.
- Or bring in expert guests for the debate or panel.



## 48. Online Role Play Personalities

- List possible roles or personalities (e.g., coach, questioner, optimist, devil's advocate, etc.)
- Sign up for different role every week (or for 5-6 key roles during semester)
- Reassign roles if someone drops class
- Perform within roles—try to refer to different personalities in peer commenting



## 49. Historical Role Play or Mock Trial (L = Cost, H = Risk, M/H = Time)

- Assign roles after a lecture.
- Have students read more about roles.
- Come back dressed in costume.
- Act out scene.
  - **Online Option: volunteer for roles or assign roles to each team member or have them sign up for different roles.**



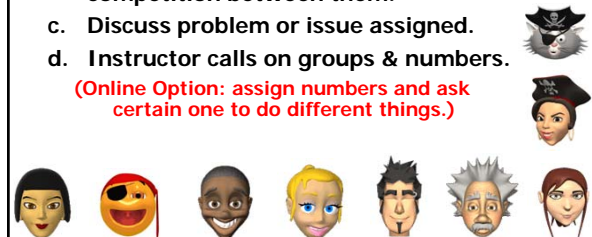
## 50. Jigsaw

- Form home/base groups of 4-6 students.
- Student move to expert groups in forums.
- Share knowledge in expert groups and help each other master the material.
- Come back to base group to share or teach teammates.
- Students present ideas FTF or in a **synchronous webinar** or are individually tested; there are no group grades.



## 51. Numbered Heads Together

- Assign a task and divide into groups (perhaps 4-6/group and count off 1-4).
- Perhaps assign group names or hold competition between them.
- Discuss problem or issue assigned.
- Instructor calls on groups & numbers.
  - (Online Option: assign numbers and ask certain one to do different things.)





## 52. Mock Trials with Occupational Roles (L = Cost, H = Risk, M/H = Time)

- Create a scenario (e.g., school reform, gov't protest).
- Get volunteers for diff roles (everyone must have role).
- Perhaps consider having one key person on the pro and con side of the issue make a statement.
- Discuss issues from role (instructor is moderator or one to make opening statement; he/she collects ideas on document camera or board). Come to compromise.
  - Online Option: volunteer for roles or assign roles to each team member or have them sign up for different roles.**



## 53. Six Hats (Role Play)

(De Bono, 1985; Karen Belfer, 2001, Ed Media)

- **White Hat:** Data, facts, figures, info (neutral)
- **Red Hat:** Feelings, emotions, intuition, rage...
- **Yellow Hat:** Positive, sunshine, optimistic
- **Black Hat:** Logical, negative, judgmental, gloomy
- **Green Hat:** New ideas, creativity, growth
- **Blue Hat:** Controls thinking process & organization



## 54. Phillips 66 (Buzz Groups)

- Assign topic (e.g., review readings for this week).
- Students work in groups of 6 for 6 minutes on a particular problem.
- After 6 minutes, stop discussion.
- Share with class.
  - **Online Option: assign teams to discuss articles for 1-2 days before an online lecture. Warm up activities!**



## 55. Cross-Class Collaboration

- Assign task across classes.
- Pair up students.
- Turn in final product.



## Poll #17: Which of these collaboration activities did you like best?

- Online role play
- Online panel or symposia
- Numbered heads together
- Six hats
- Cross-class collaboration



## What have you learned so far?

- List 1 solid idea learned so far and 1 fuzzy one.
- Share in chat window.



## 10 Learner-Centered Activities



## 56. Class Voting and Polling (perhaps electronic)

1. Ask students to vote on issue before class (anonymously or send directly to the instructor)
2. Instructor pulls our minority pt of view
3. Discuss with majority pt of view
4. Repoll students after class

(Note: Delphi or Timed Disclosure Technique: anonymous input till a due date and then post results and reconsider until consensus  
Rick Kulp, IBM, 1999)



## 57. Online Book Reviews

- Have students read different books online and post reviews on forum or to Amazon or send to the author.
- Give each other feedback.




## 58. Volunteer Technology Demos (Bonk, 1996)

- Take students to a computer lab.
- Have students conduct a technology demonstration that relates to something from the class (replaces an assignment).
- Include handout
- Debrief



## 59. Cool Resource Provider (Bonk, 2004)

- Have students sign up to be a cool resource provider once during the semester.
- Have them find additional paper, people, electronic resources, etc.
- Share and explain what found with class.



## 60. Poster Sessions and Gallery Tours

- Have students create something--flowchart, timeline, taxonomy, concept map.
- Have half of the students present for 15-20 minutes and then reverse roles.
- Post these in the course management system.
- Discuss, rate, evaluate, etc.



### 61. Peer Feedback and Reviews of Student Galleries, Exhibits, and Other Products

- Have students review and evaluate each other's work in an online gallery, exhibit hall, and website.



### 62. 99 Second Quotes (L = Cost, M = Risk, M = Time)

- Everyone brings in a quote that they like from the readings
- You get 99 seconds to share it and explain why you choose it in a sync chat or videoconference
- Options
  - Discussion wrapped around each quote
  - Small group linkages—force small groups to link quotes and present them
  - Debate value of each quote online



### 63. Set Time Presentations (L = Cost, M = Risk, M = Time)

- Assign topic to present on for next class.
- Inform of time allotted.
- Student present.
- Stop when time is up.
- Open to questions and answers.
- Instructor comments.
- Move to next person.



### 64. Press Conference (Thiagi, 1988)



- Divide class into 3 teams and assign different articles or readings
- Next time announce a team to get ready for a press conference
- Members of other 2 groups write down 3 questions each on index cards
- Mix and redistribute 3/student
- Identify particular people from the press conference group and ask questions of them
- Other 2 groups decide on most imp't points and makes a presentation on them.

### 65. Problem-Based Learning (PBL) (Blumenfeld, Soloway, et al. 1991; Duffy & Savery, 1996; George Lucas Educational Foundation, 2003)

1. Instructor lays out the nontrivial problem situation with multiple solutions.
2. Creates context for collaboration.
3. Work on a major problem for set time.
4. Evaluation is made by experts/instructor.
5. Debate, ask questions, refine questions, make predictions.
6. Collect and analyze data, draw conclusions
7. Create artifacts, make presentation, and communicate ideas and findings



### Poll #18: Which of these learner-centered activities did you like best?

- A. Class voting and polling
- B. Online book reviews
- C. Cool resource provider
- D. Gallery tours
- E. 99 Second quotes



## 10 Other Interaction Activities



## 66. Peer Interviews

- After lecture, have learners interview each other about what they learned.
- Introduce each other based on what learned.



## 67. Personal and Team Blog Reflections (Critical Friend Blog Postings)

- Ask students to maintain a blog.
- Have them give feedback to a critical friend on his or her blog.
- Do a final super summary reflection paper on it.



## 68. Peer Mentoring Sessions (Bonk, 1996)

1. Have students sign up for a chapter wherein they feel comfortable and one that they do not.
2. Have a couple of mentoring sessions in class.
3. Debrief on how it went.



## 69. Human Graph

- **Class lines up: (1-5)**
- 1 = Strongly agree,
- 3 = neutral,
- 5 = strongly disagree
- e.g., **this workshop is great!**
- In a videoconference or synchronous session, have students line up on a scale (e.g., 1 is low and 5 is high) on camera according to how they feel about something (e.g., topic, the book, class).



## 70. Planted Questions (Active Learning, Silberman)

- Choose questions that will help guide my lesson and write them out on note cards sequentially with a cue on them.
- Prior to the lesson pass the cards and explain to the students who you gave cards to about the cues.
- Then during the implementation of the lesson perform cues to get students to ask questions which guide lesson.
- Debrief at end.



## 71. Questioning Options (Morten Flate Pausen, 1995)

- **Shot Gun:** Post many questions or articles to discuss and answer any—student choice.
- **Hot Seat:** One student is selected to answer many questions from everyone in the class.



## 72. Student Selected Lectures (Frederick, College Teaching) (L = Cost, M = Risk, M = Time)

- **Brainstorming:** students generate ideas about the topic for today.
- Ideas are organized in some rationale coherent pattern on the chalkboard.
- Students vote on what items to discuss.
- **Alternatives:** students select lecture topics, stories, or activities from a list provided by the instructor.



## 73. Bingo Quizzes



1. Have questions with answers that complete a Bingo card. Put course related questions or statements on a slip of paper with each #.
2. Pull numbers from a hat.
3. Read question and number and students have to put answer in that box if their Bingo card has it.
4. First one to think she has Bingo reads her card. If anything is incorrect, keep going.

Note: Jeopardy style tests are similar...



## 74. Rapid Data Collection

- Before, during, or after a lecture, assign students to go outside for 15-20 minutes to collect data on certain questions.
- Give handout.
- Come back to class to discuss.
- Perhaps assign to teams with competitions.



## 75. Stand and Share



1. Present a question.
2. When know the answer, stand up to indicate to the instructor that you have an answer.
3. Wait until all are standing.
4. Call on one at a time.
5. When you give an answer or hear you answer given, you can sit down (unless you have an additional answer).



## Poll #19: Which of these final interaction activities did you like best?

- A. Planted questions
- B. Hot seat questions
- C. Bingo quizzes
- D. Rapid data collection
- E. Stand and share





**Poll #20:  
Which section from this talk did  
you get the most ideas?**

- A. Creative thinking and exploration activities
- B. Critical thinking activities
- C. Small group and collaborative activities
- D. Learner-centered activities
- E. Other interaction activities



**Poll #21. How many ideas did  
you get from this talk?**

- A. 0 if I am lucky.
- B. Just 1 or 2.
- C. Do I hear 3-5?  
3!!!!
- D. 6-10.
- E. More than 10.



**Stop and Share in Chat Window:  
Three Words from Today's Session!  
(Please list your country or city:)**



1. Asia, Australia, and NZ
2. Next, those from Europe
3. Mexico and South America
4. The Middle East or Africa
5. Canada
6. USA



3 3 3



**Questions and Comments?**

**Note: Bonk papers and talks at:**  
<http://www.publicationshare.com/>  
<http://www.trainingshare.com/>

